

# LABOUR FORCE SURVEY 2017



**Labour Force Participation Rate (LFPR):**  
**62.7%**

**Employment to Population Ratio:**  
**56.9%**

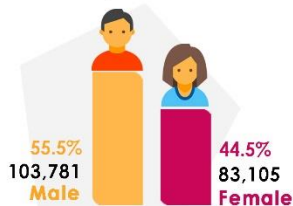
**Unemployment Rate (LU1):**  
**9.3%**

## Employed (E):

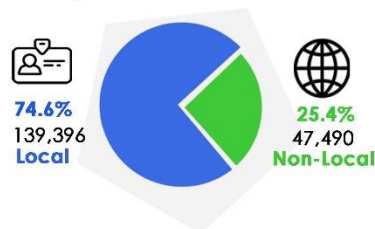
“Persons in employment are defined as an individual who are 15 years and above, during in a given reference period were engaged in any activity to produce goods or provide services for pay or profit. Persons in employment comprise:

- a) employed persons “at work,” i.e., who worked in a job for at least one hour; and
- b) employed persons “not at work” due to temporary absence from a job, or to working-time arrangements (such as shift work, flexitime and compensatory leave for overtime). ”

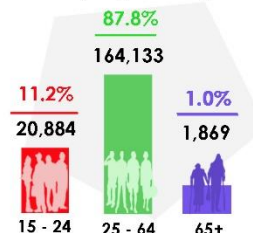
### By Sex



### By Residential Status



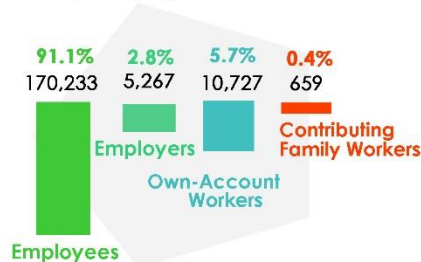
### By Age Group



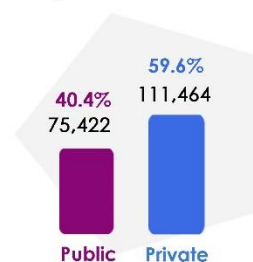
### By Type of Economic Activity



### By Employment Status



### By Sector



### By Occupation



## Unemployed (U):

“Persons in unemployment are defined as all those 15 years and above who:

- a) were not in employment;
- b) carried out activities to seek employment during specified recent period; and
- c) were currently available to take up employment given a job opportunity. ”

### By Sex

