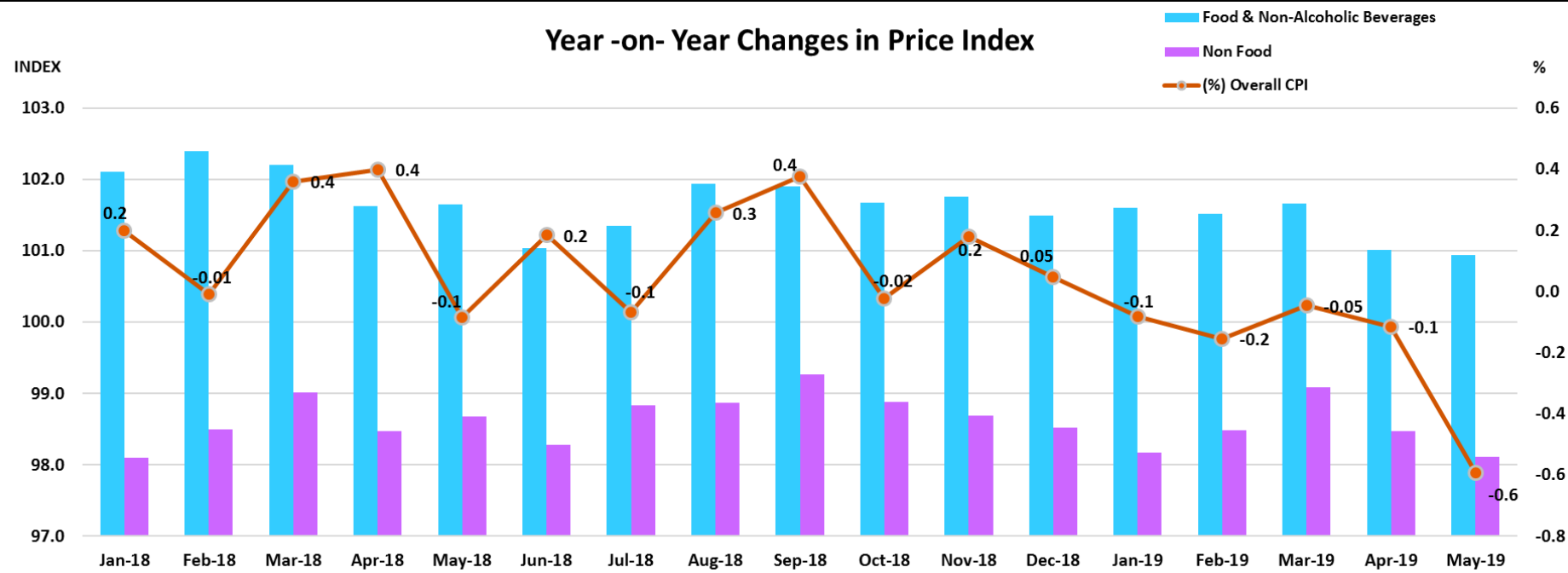













CONSUMER PRICE INDEX (CPI) BASE YEAR (JAN 2010 = 100), MAY 2019



(%) Changes Year-on-Year, Month-on-Month and Period-on-Period For May 2019

Divisions	Weights	Year-on-Year	Month-on-Month	Period-on-Period
Overall CPI	10,000	↓ -0.6	↓ -0.3	↓ -0.2
 Food & Non-Alcoholic Beverages	1,911	↓ -0.7	↓ -0.1	↓ -0.6
 Clothing & Footwear	424	↓ -6.1	↓ -5.3	↓ -1.7
 Housing, Water, Electricity, Gas & Other Fuels	1,114	↓ -2.7	↓ -0.04	↓ -2.0
 Furnishings, Household Equipment & Routine Household Maintenance	1,101	↓ -1.2	↓ -0.7	↓ -0.9
 Health	132	↑ 3.3	-	↑ 3.1
 Transport	1,883	↓ -0.2	↓ -0.2	↑ 0.5
 Communication	601	↑ 0.5	↓ -0.1	↑ 0.2
 Recreation & Culture	913	↑ 2.0	↑ 1.0	↑ 1.9
 Education	390	↓ -0.1	-	↓ -0.1
 Restaurants & Hotels	885	↑ 0.5	↑ 0.01	↑ 0.4
 Miscellaneous Goods & Services	646	↓ -1.2	↓ -1.0	↓ -0.8

