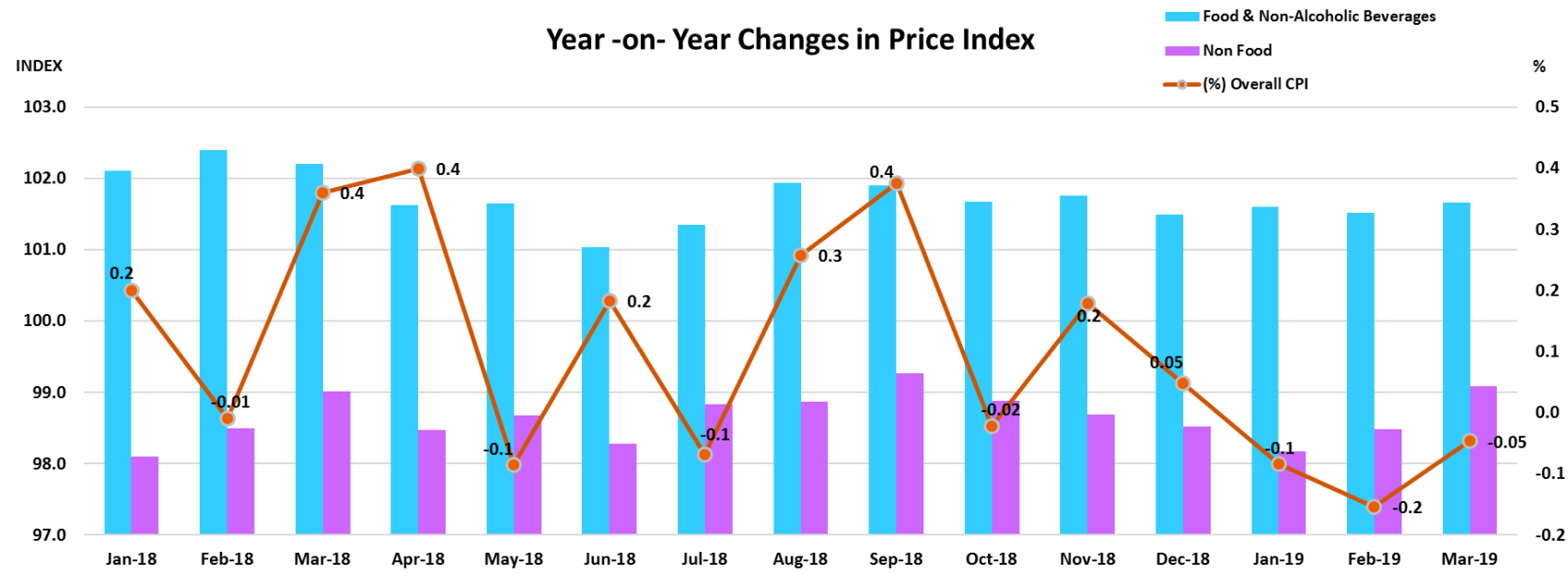













# CONSUMER PRICE INDEX (CPI) BASE YEAR (JAN 2010 = 100), MARCH 2019



(%) Changes Year-on-Year, Month-on-Month and Period-on-Period For March 2019

Divisions	Weights	Year-on-Year	Month-on-Month	Period-on-Period
<b>Overall CPI</b>	<b>10,000</b>	<b>↓ -0.05</b>	<b>↑ 0.5</b>	<b>↓ -0.1</b>
 Food & Non-Alcoholic Beverages	1,911	↓ -0.5	↑ 0.1	↓ -0.6
 Clothing & Footwear	424	↓ -0.2	↑ 6.9	↑ 0.2
 Housing, Water, Electricity, Gas & Other Fuels	1,114	↓ -3.3	↓ -2.6	↓ -1.6
 Furnishings, Household Equipment & Routine Household Maintenance	1,101	↓ -0.3	↑ 0.7	↓ -0.9
 Health	132	↑ 3.1	↑ 0.5	↑ 2.8
 Transport	1,883	↑ 0.6	↑ 1.3	↑ 0.5
 Communication	601	↑ 0.6	↑ 0.9	↑ 0.05
 Recreation & Culture	913	↑ 2.6	↑ 0.5	↑ 1.8
 Education	390	↓ -0.1	-	↓ -0.04
 Restaurants & Hotels	885	↑ 0.4	↑ 0.1	↑ 0.4
 Miscellaneous Goods & Services	646	↓ -0.2	↑ 1.4	↓ -0.6

