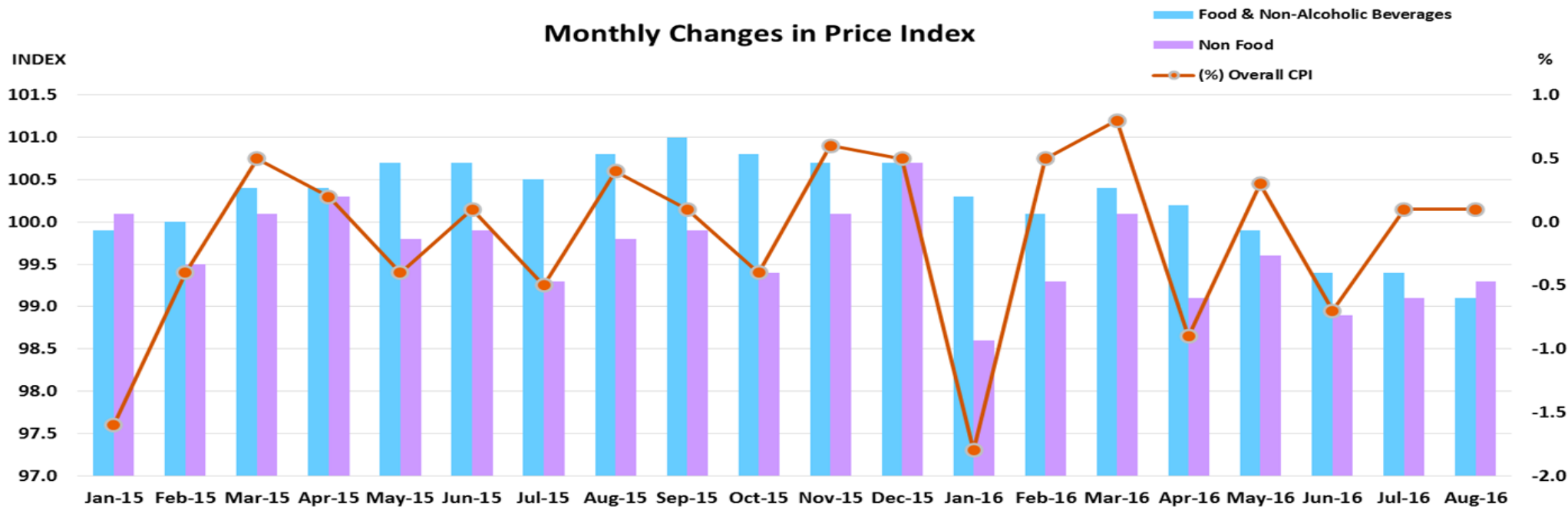




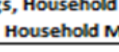








CONSUMER PRICE INDEXES (CPI) BASE YEAR (JAN 2010 = 100), AUGUST 2016



Divisions	Weights	month-on-month	year-on-year	Period-on-Period
Overall CPI	10,000	↑ 0.1	↓ -0.7	↓ -0.6
 Food & Non-Alcoholic Beverages	1,911	↓ -0.2	↓ -1.7	↓ -0.6
 Clothing & Footwear	424	↑ 3.3	↓ -1.1	↓ -0.9
 Housing , Water, Electricity, Gas & Other Fuels	1,114	↓ -0.0	↓ -4.2	↓ -4.2
 Furnishings, Household Equipment & Routine Household Maintenance	1,101	↑ 0.2	↑ 0.6	↑ 0.7
 Health	132	↑ 0.2	↓ -3.4	↓ -2.6
 Transport	1,883	↑ 0.2	↓ -0.2	↓ -1.8
 Communication	601	-	↓ -1.7	↓ -0.7
 Recreation & Culture	913	↓ -0.2	↑ 1.3	↑ 2.3
 Education	390	-	↑ 6.0	↑ 5.7
 Restaurants & Hotels	885	↑ 0.0	↓ -1.5	↓ -0.8
 Miscellaneous Goods & Services	646	↑ 0.2	↑ 0.3	↓ -0.3

